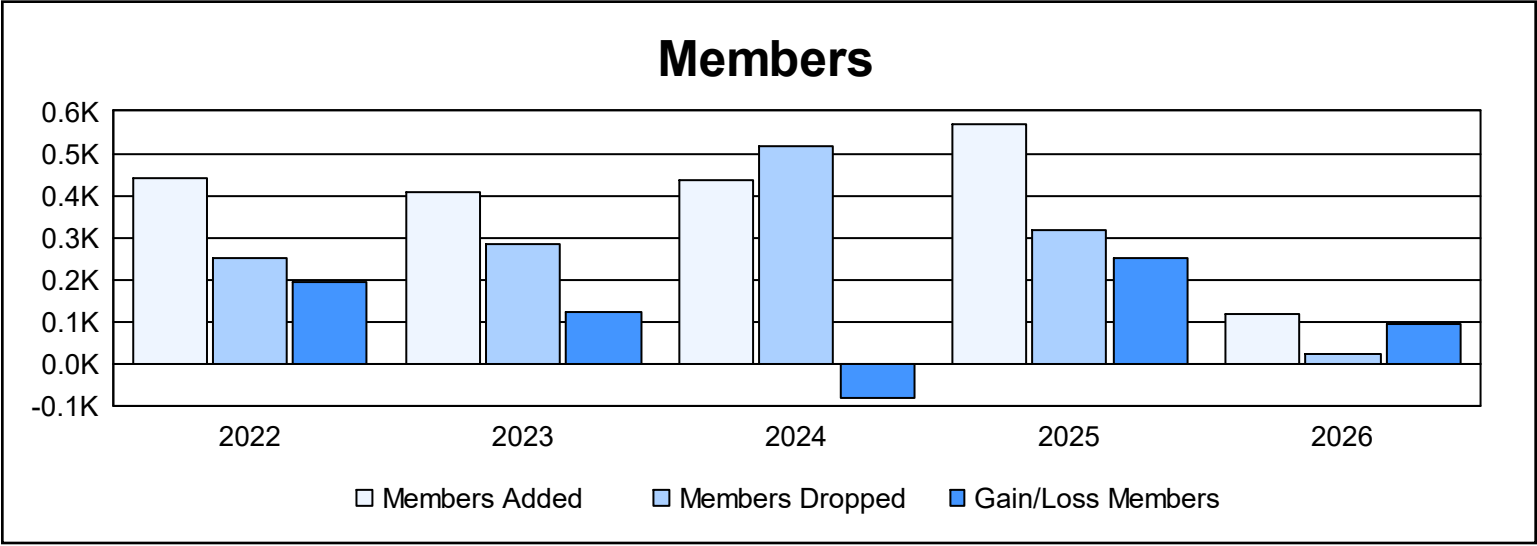
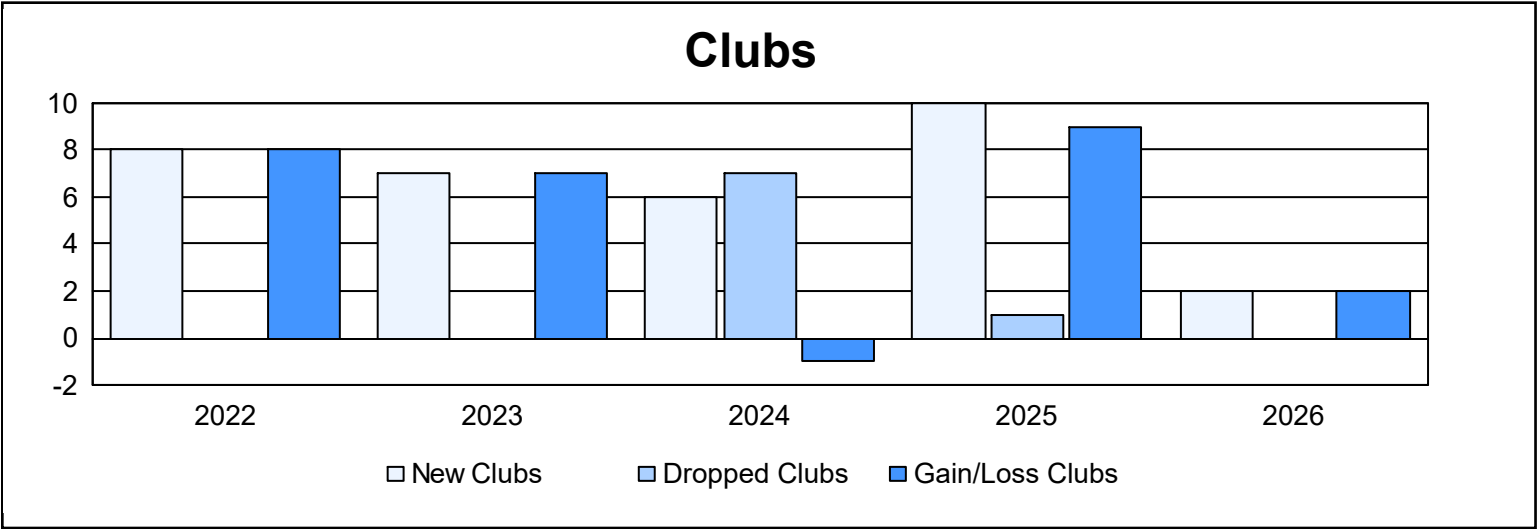
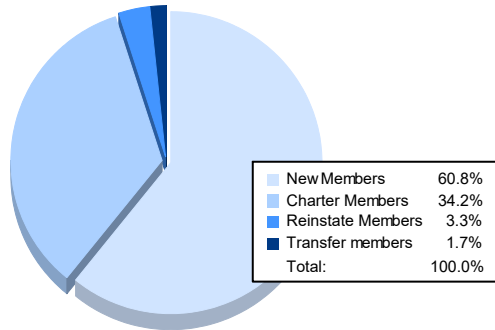


| Year | New Clubs | Dropped Clubs | Gain/ Loss Clubs | New Members | Charter Members | Reinstate Members | Transfer Members | Total Member Added | Total Members Dropped | Gain/ Loss Members |
|-----------|-----------|---------------|------------------|-------------|-----------------|-------------------|------------------|--------------------|-----------------------|--------------------|
| 2021-2022 | 8 | 0 | 8 | 250 | 189 | 1 | 2 | 442 | 250 | 192 |
| 2022-2023 | 7 | 0 | 7 | 203 | 180 | 12 | 12 | 407 | 285 | 122 |
| 2023-2024 | 6 | 7 | -1 | 277 | 141 | 9 | 8 | 435 | 519 | -84 |
| 2024-2025 | 10 | 1 | 9 | 299 | 215 | 54 | 3 | 571 | 319 | 252 |
| 2025-2026 | 2 | 0 | 2 | 73 | 41 | 4 | 2 | 120 | 24 | 96 |
| Average | 7 | 2 | 5 | 220 | 153 | 16 | 5 | 395 | 279 | 116 |



Membership Composition October 2025 Cumulative



Gender Composition October 2025 Cumulative

